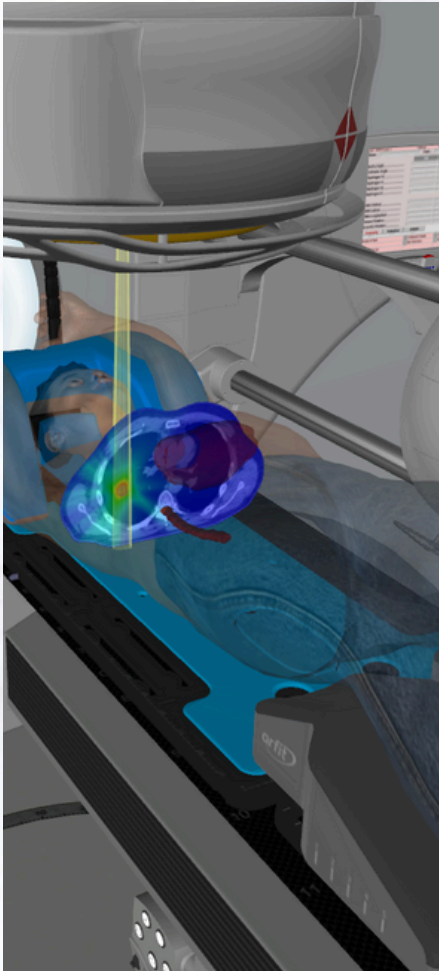


VERTUAL VOICES NEWSLETTER



February 2025

CEO Update



As users of VERT products you already know that Vertual provides sophisticated training software that immerses students in virtual radiation therapy environments. Providing realistic, interactive experiences where students can practice everything from positioning patients to planning treatment plans and handling the latest Linacs and treatment machines—all without the immediate pressure of a clinical setting. Over the past year we are hearing more and more how our VERT products are being used to teach students across the whole curriculum to provide a training experience that goes beyond textbooks and lectures. While students may excel in classroom learning, translating that knowledge into action can be daunting, especially when dealing with complex, high-stakes situations in a clinical setting. One VERT user summed it up nicely when she said VERT software bridges the gap for her students between theory and practice, and it makes the students feel more confident.

The VERT software also plays a crucial role in enhancing clinical readiness. Many universities have found that students who use the software enter clinical settings better prepared, with a deeper understanding of the protocols and processes involved in radiation therapy. This can improve patient safety, reduce errors, and foster higher professionalism among emerging practitioners.

The impact of VERT software is being felt worldwide. Universities across North and South America, Europe, Asia, and Australia are integrating VERT systems and VERT on Demand into their radiation therapy training programs, with many educators praising its ability to replicate the complexity and detail of real-world procedures. VERT 8, our latest software, is being rolled out to all customers in support across the world, it includes 22 new features and improvements and has been well received by users who particularly like the new 'anatomy of the linac' feature. We recently started development work on VERT 9, thank you to the educator advisory groups and all those who contributed to the list of features you would like to see added to VERT 9.....we'll do our best!

We never take for granted that you choose to use VERT products to ensure your students are not only prepared for the complexities of the field but are also ready to make a positive impact on patient care.

As we look to the future, the possibilities for virtual training in healthcare education are endless—and the journey toward more effective, immersive learning experiences is just beginning.

Debra Leeves, CEO Vertual Limited.

In this edition...

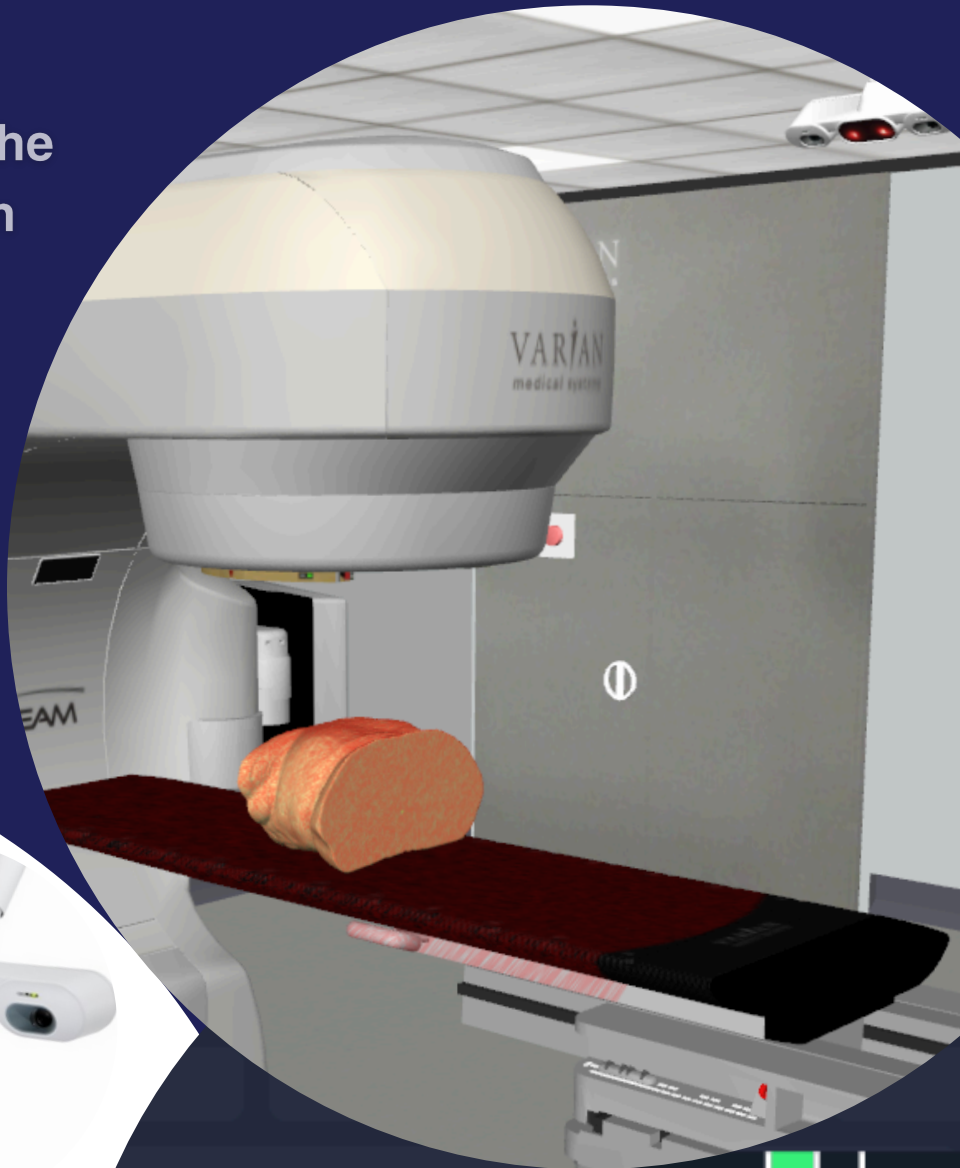
Updates from our team,
VERT 8 has released and
SGRT feedback

SGRT Module

Proudly in collaboration with VisionRT

Bringing AlignRT into the virtual treatment room

Ask for a demo now!
sales@vertual.co.uk



FEATURES



AlignRT Interface

Real time delta figures

4D patient management

Replicate SGRT procedures

Train staff and students

VRT_{cm} **-0.28**

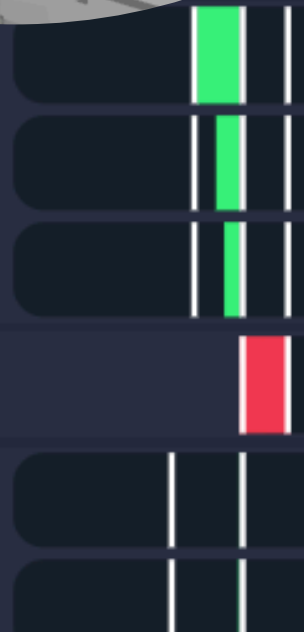
LNG_{cm} **-0.16**

LAT_{cm} **-0.10**

MAG_{cm} **0.34**

YAW° **0.0**

TCH° **-0.1**



Customer Feedback

VERT 8.0

- ◆ "VERT 8.0 has taken our training to the next level! The enhanced visuals and new features make learning more immersive than ever."
- ◆ "The improvements in VERT 8.0 are fantastic—our students are more engaged, and the updated Linac Anatomy tools are a game-changer!"
- ◆ "VERT 8.0 delivers an even more realistic experience, making it an invaluable tool for both teaching and patient education."

SGRT Module

- ◆ "The SGRT module is a brilliant addition! It seamlessly integrates into our training sessions, helping us teach motion management with confidence."
- ◆ "This module has been invaluable in demonstrating SGRT concepts. Our students and staff now have a much clearer understanding of patient positioning and monitoring."
- ◆ "A powerful way to bridge the gap between theory and clinical practice—SGRT training has never been more interactive!"

Product Specialist and Territory Manager



SARAH MOTHERWAY

VERT 8.0 is Here!

I am thrilled that VERT 8.0 is now rolling out to customers worldwide! This latest release brings exciting new features and enhancements, making it the most advanced version yet. From improved visualisation tools to enhanced usability, VERT 8.0 continues to elevate the standard in radiation therapy training and education. If you would like a demo of the new features, drop me an email.

Hands-On Training at UWE Bristol

Tom and I recently had the pleasure of delivering training at the University of the West of England (UWE), helping educators and students maximize their use of VERT in clinical training. These sessions continue to be invaluable in supporting the next generation of radiation therapy professionals. If your institution is interested in training opportunities, we'd love to hear from you.

Stay connected with us for more updates, and thank you for being part of the Vertual community.



SGRT Sales Reach Record High!

Surface Guided Radiation Therapy (SGRT) is more popular than ever, and we're seeing record-breaking sales of our SGRT module. More institutions are recognizing the benefits of integrating VERT with SGRT to improve training and workflow simulation. If you haven't yet explored what our SGRT module can do for your training programs, now is the perfect time. Get in touch to arrange a demonstration

Contact me at Sarah@vertual.co.uk for any queries

Product Specialist and Territory Manager



TOM NETHERWOOD

At the end of November, I embarked on a rewarding trip to Germany, aimed at welcoming our newest customer to the Vertual family and also to attend a user meeting with some of our valued customers and distributors. This visit was an important opportunity for me to further engage with our partners, CH Consult, and to gain deeper insights into their needs, alongside exploring new avenues for collaboration going forward.

One of the highlights of the trip was visiting the newest Seminar VERT system in Ulm, a truly beautiful learning institute. Meeting the team who will be behind its use and exchanging ideas on how to get the most out of the system was inspirational and I look forward to seeing how VERT is utilised for teaching going forward.



CEO Debra Leeves joined me in Munich ahead of the user meeting with both existing and new customers to discuss how we can further support their teaching goals with VERT. Our fruitful conversations focused on enhancing product offerings, improving services, and exploring what our newest software release, VERT 8, has to offer. In addition to these, the trip provided a wonderful opportunity to visit the local Christmas markets and indulge in some traditional German treats, wunderbar!

Overall, Vertual's trip to Germany was a great success, reaffirming our strong partnerships and laying the groundwork for continued growth. We look forward to nurturing these relationships and delivering even greater value to our customers in the future. Cannot wait for the next one.

Reach out at: tom.netherwood@vertual.co.uk



Vertual's Founders Letter



Once again, over the last few months, I have been fortunate enough to be invited to participate in discussions and meetings which seek to shape the continued development of Radiotherapy internationally, seeking to ensure our services remain fit for purpose in these challenging times.

Sparked by an invitation to participate in an event at London Cancer Week in November, I am involved with a movement to establish a World Radiotherapy Awareness Day (WRAD). The date, theme, and logo will be decided at the WRAD planning event on March 14th. Please register through the link below.

Distinct from the opportunities of existing days in the calendar highlighting World Cancer Day or the work of Radiographers or Medical Physicists, we believe this new day gives a separate opportunity to highlight and concentrate on promoting the efficacy and current developments in Radiotherapy technology and delivery.

As I have written previously, the field has moved on so much in the 33 years I have been involved, we have made fantastic progress. I never tire of hearing the phrase 'living with cancer', reflecting that although that person or group of people are having to deal with such a challenge, bluntly they are still around to be able to do so; radiotherapy development has been key to that. A mantra of mine is that 'if you don't contribute, you don't have the right to complain'. In this context, we all have a responsibility to ensure social agitators, senior healthcare leaders, decision-makers and politicians in every country and culture understand the potential of radiotherapy and are equipped with knowledge and facts to secure funding and continuation of these wonderful developments.

If you are interested (and able) to join the campaign behind establishing WRAD then [register](#) for a meeting on March 14th at 0800 GMT. If you are not able for any reason, I will be delighted to be a conduit!

Prof Andy Beavis, CSO, Founder.